

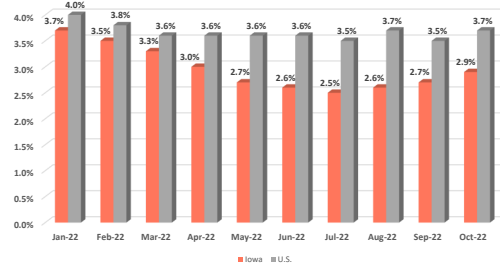
Status of the

Iowa Workforce and Economy

Upcoming 2022 News Release Schedule

Reference Month	Statewide News Release	Local Area News Release
Jan	Mar 14	Mar 14
Feb	Mar 25	Mar 25
Mar	Apr 15	Apr 15
Apr	May 20	May 24
May	Jun 16	Jun 21
Jun	Jul 21	Jul 26
Jul	Aug 18	Aug 23
Aug	Sep 15	Sep 20
Sep	Oct 20	Oct 25
Oct	Nov 17	Nov 22
Nov	Dec 15	Dec 20
Dec	Jan 20	Jan 24

Iowa and U.S. Unemployment Rates –2022



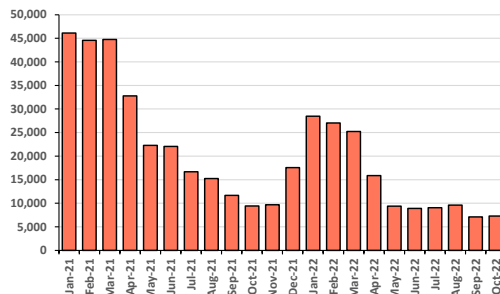
- Iowa's unemployment rate increased to 2.9 percent in October. The state's jobless rate was 4.0 percent one year ago.
- The state's total employment level decreased to 1,662,400 in October from 1,663,300 in September.
- The U.S. unemployment rate fell to 3.7 percent in October.

- Iowa businesses added 4,500 jobs in October, raising total nonfarm employment to 1,584,600 jobs. This is now the sixth monthly consecutive increase for the state.
- Leisure and hospitality gained the most jobs in October (+2,300). Accommodations and food services were responsible for most of the hiring (+1,800).
- Health care and social assistance added 1,500 jobs this month. This month's increase is the third in the last four months.
- Retail trade added 700 jobs in October. Hiring was strongest in food and beverage shops along with general merchandise stores.
- Finance activities gained 500 jobs due to hiring in insurance and related activities.
- Manufacturing continued to trend up and gained 500 jobs in October at the durable goods level. This sector has not shed jobs since November of 2021.
- Annually, total nonfarm employment has added 44,700 jobs since last October. Job gains have been led by leisure and hospitality (+14,900) and manufacturing (+9,100).
- Nationally, total nonfarm employment increased by 261,000 jobs in October.

Iowa Nonfarm Employment Seasonally Adjusted

Year	Month	Iowa Statewide Employment	Leisure & Hospitality Employment
2022	Mar	1,562,400	137,300
	Apr	1,565,500	138,000
	May	1,567,700	140,100
	June	1,571,400	141,400
	July	1,574,400	141,500
	Aug	1,579,800	142,800
	Sep	1,580,100	144,900
	Oct	1,584,600	147,200

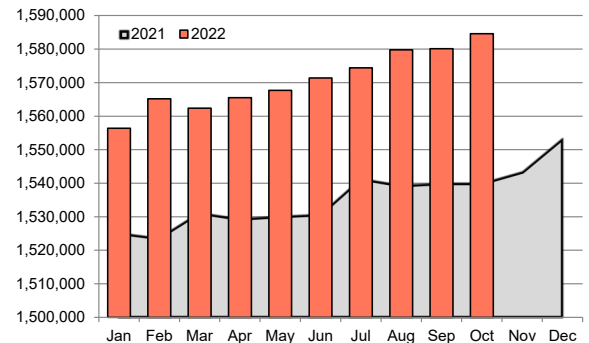
Iowa Unemployment Insurance (UI) Recipients*



- The number of persons receiving at least one regular unemployment insurance benefit payment during October 2022 totaled 7,279. This represents a decrease of 2,156 from the October 2021 figure of 9,435.

*The number of persons receiving at least one regular UI benefit payment during the month.

Total Nonfarm Employment January 2021 to October 2022



Iowa Workforce Development

Information Prepared by the Labor Market Information Division

1000 East Grand Avenue
Des Moines, Iowa 50319-0209

Phone: 515-242-5862
Fax: 515-281-8203

Donna Burkett, Bureau Chief
Iowa Workforce Development