

Status of the Iowa Workforce and Economy

Upcoming 2022 News Release Schedule

Reference Month	Statewide News Release	Local Area News Release
Jan	Mar 14	Mar 14
Feb	Mar 25	Mar 25
Mar	Apr 15	Apr 15
Apr	May 20	May 24
May	Jun 16	Jun 21
Jun	Jul 21	Jul 26
Jul	Aug 18	Aug 23
Aug	Sep 15	Sep 20
Sep	Oct 20	Oct 25
Oct	Nov 17	Nov 22
Nov	Dec 15	Dec 20
Dec	Jan 20	Jan 24

Iowa Nonfarm Employment Seasonally Adjusted

Year	Month	Iowa Statewide Employment	Leisure & Hospitality Employment
2021	Nov	1,543,300	135,800
	Dec	1,553,300	135,000
2022	Jan	1,556,400	137,900
	Feb	1,565,200	139,700
	Mar	1,562,400	137,300
	Apr	1,565,500	138,000
	May	1,567,700	140,100
	June	1,572,800	142,100

Iowa Workforce Development

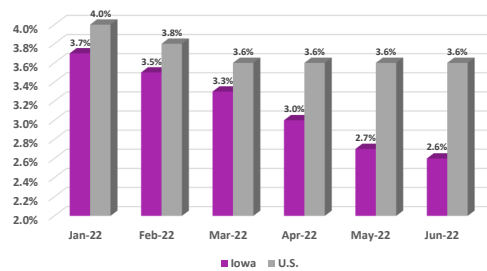
Information Prepared by the Labor Market Information Division

1000 East Grand Avenue
Des Moines, Iowa 50319-0209

Phone: 515-242-5862
Fax: 515-281-8203

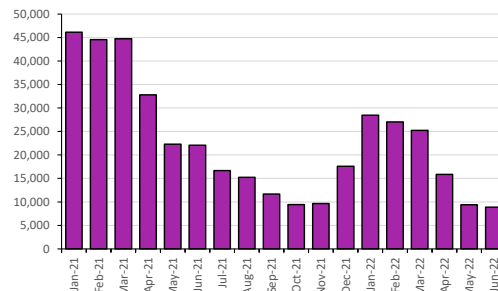
Donna Burkett, Bureau Chief
Iowa Workforce Development

Iowa and U.S. Unemployment Rates –2022



- Iowa's unemployment rate dropped to 2.6 percent in June. The state's jobless rate was 4.5 percent one year ago.
- The state's total employment level increased to 1,665,500 in June from 1,657,300 in May.
- The U.S. unemployment rate remained at 3.6 percent in June.

Unemployment Insurance (UI) Recipients

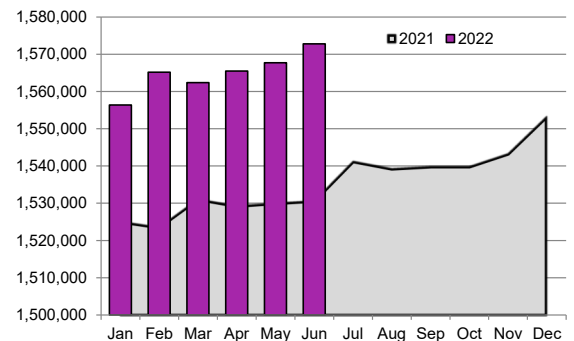


The number of persons receiving at least one regular UI benefit payment during the month.

- The number of persons receiving at least one regular Unemployment Insurance benefit payment during June 2022 totaled 8,889. This represents a 60 percent decrease from the June 2021 figure of 22,066.

- Iowa businesses rose 5,100 jobs since May. This is now the third consecutive increase for the State with 10,400 jobs added during that span.
- Leisure and hospitality advanced by 2,000 jobs. Hiring was particularly strong for accommodations, especially recreational vehicle parks, summer camps, and other accommodations.
- Government added 2,700 jobs in June. Most of the hiring was short-term employment related to summer programs.
- Manufacturing gained 700 with hiring in both durable and nondurable goods factories. This sector has added 5,700 jobs in 2022.
- Administrative support and waste management was up 500 jobs versus May. This sector has shown little movement since last year.
- Retail trade continued to trend down (-900). This sector has now lost jobs in four consecutive months.
- Since last June, Iowa has gained 42,100 jobs. The largest gains are in leisure and hospitality (+15,100) and manufacturing (+8,300). Losses slight and are led by health care and social assistance. (-700).

Total Nonfarm Employment January 2021 to June 2022



Source: Labor Market Information (LMI) Division, Iowa Workforce Development and the Bureau of Labor Statistics (BLS) unless otherwise noted. (Reference: June 2022)