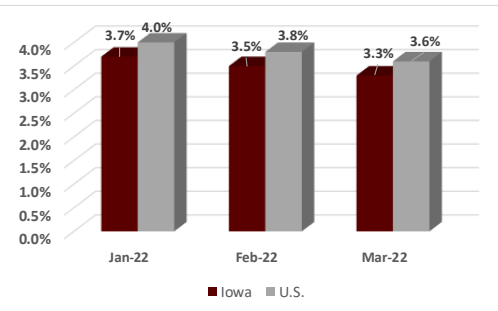


Status of the Iowa Workforce and Economy

Upcoming 2022 News Release Schedule

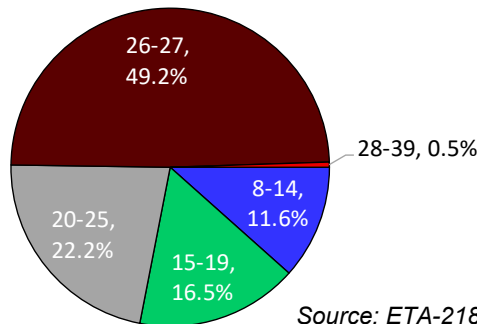
Reference Month	Statewide News Release	Local Area News Release
Jan	Mar 14	Mar 14
Feb	Mar 25	Mar 29
Mar	Apr 15	Apr 19
Apr	May 20	May 24
May	Jun 17	Jun 21
Jun	Jul 22	Jul 26
Jul	Aug 19	Aug 23
Aug	Sep 16	Sep 20
Sep	Oct 21	Oct 25
Oct	Nov 18	Nov 22
Nov	Dec 16	Dec 20
Dec	Jan 24	Jan 24

Iowa and U.S. Unemployment Rates—2022



- Iowa's unemployment rate dropped to 3.3 percent in March. The state's jobless rate was 4.4 percent one year ago.
- The state's total employment level increased to 1,637,100 in March from 1,627,100 in February.
- The U.S. unemployment rate decreased to 3.6 percent in March.

Maximum Potential Duration of State UI Claims Filed in 2021



Source: ETA-218

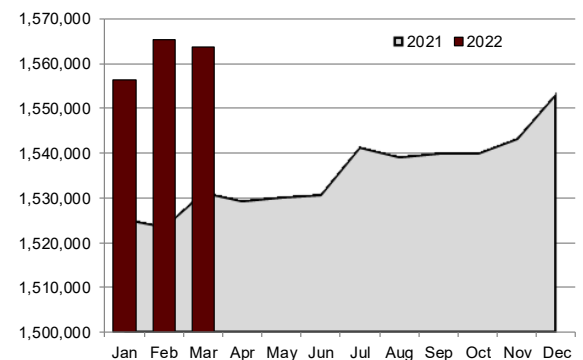
- The maximum duration of regular UI benefits in 2021 was 26 weeks (39 weeks for plant closings). About half of UI claimants had sufficient base period wages to qualify for the maximum duration.
- The average potential duration in 2021 was 22.3 weeks. Most benefit recipients did not exhaust their benefits. The average actual duration of benefits was 13.5 weeks.

- Establishments in Iowa shed 1,500 jobs in March. This is the first loss since August 2021. Prior to this month, 25,900 jobs had been added over the last six months.
- Leisure and hospitality pared 2,800 jobs. The majority were within accommodations and food services.
- Health care and social assistance continued to exhibit sluggishness and decreased by 800 jobs. Losses were stratified within several industries.
- Trade, transportation, and utilities added 1,900 jobs. Growth was fueled by hiring in both wholesale and retail trade.
- Construction added 400 jobs in March. This sector has advanced in five consecutive months.
- Total nonfarm employment is now up 32,500 jobs compared to this time last year. Despite this month's loss, leisure and hospitality has added the most jobs (+13,200). Manufacturing is second with 6,100 jobs.
- Annual job losses have been led by health care and social assistance (-2,800) and finance and insurance (-1,500), particularly within credit intermediation and related activities.

Iowa Nonfarm Employment Seasonally Adjusted

Year	Month	Iowa Statewide Employment	Leisure & Hospitality Employment
2021	Aug	1,539,300	131,000
	Sep	1,539,900	131,500
	Oct	1,539,900	132,300
	Nov	1,543,300	135,800
	Dec	1,553,300	135,000
2022	Jan	1,556,400	137,900
	Feb	1,565,200	139,700
	Mar	1,563,700	136,900

Total Nonfarm Employment January 2021 to March 2022



Iowa Workforce Development

Information Prepared by the Labor Market Information Division

1000 East Grand Avenue
Des Moines, Iowa 50319-0209

Phone: 515-242-5862
Fax: 515-281-8203

Donna Burkett, Bureau Chief
Iowa Workforce Development

Source: Labor Market Information (LMI) Division, Iowa Workforce Development and the Bureau of Labor Statistics (BLS) unless otherwise noted. (Reference: March 2022)