

# Status of the Iowa Workforce and Economy

## Upcoming 2020 News Release Schedule

Reference Month	Statewide News Release	Local Area News Release
Jan	Mar 16	Mar 16
Feb	Mar 27	Mar 31
Mar	Apr 17	Apr 21
Apr	May 22	May 27
May	Jun 19	Jun 23
Jun	Jul 17	Jul 21
Jul	Aug 21	Aug 25
Aug	Sep 18	Sep 22
Sep	Oct 20	Oct 20
Oct	Nov 20	Nov 24
Nov	Dec 18	Dec 22
Dec	Jan 26	Jan 26

## Iowa Nonfarm Employment Seasonally Adjusted

Year	Month	Iowa Statewide Employment	Manufacturing Employment
2019	Jun	1,582,500	226,700
	Jul	1,585,800	226,600
	Aug	1,585,100	226,100
	Sep	1,584,900	225,600
	Oct	1,587,900	226,600
	Nov	1,586,000	226,500
	Dec	1,585,400	225,300
2020	Jan	<b>1,584,500</b>	<b>224,500</b>

## Iowa Workforce Development

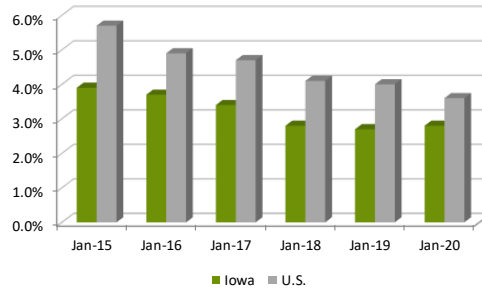
Information Prepared by the Labor Market Information Division

1000 East Grand Avenue  
Des Moines, Iowa 50319-0209

Phone: 515-242-5862  
Fax: 515-281-8203

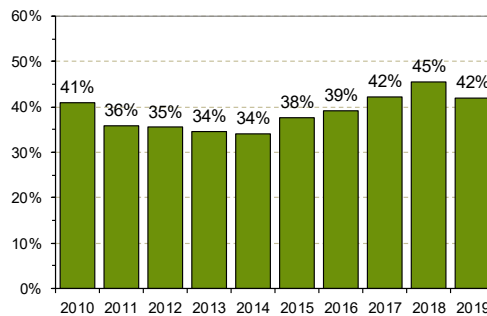
Donna Burkett, Bureau Chief  
Iowa Workforce Development

## Iowa and U.S. Unemployment Rates January 2015 - 2020



- Iowa's unemployment rate remained at 2.8 percent in January. The state's jobless rate was 2.7 percent one year ago.
- The state's total employment level increased to 1,704,900 in January from 1,704,300 in December.
- The U.S. unemployment rate increased slightly to 3.6 percent in January.

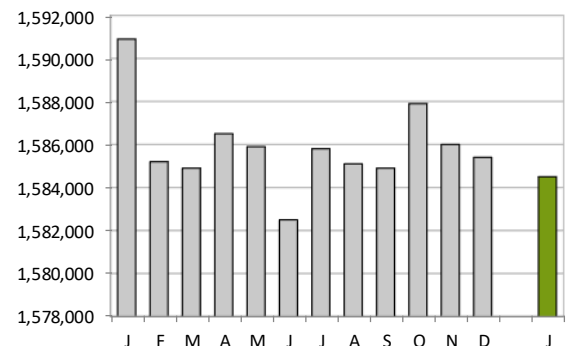
## Iowa Unemployment Insurance Reciprocity Rate



- About 38 percent of unemployed Iowans received regular UI benefits over the past 10 years.
- Examples of unemployed persons not receiving benefits include: persons entering the labor force, long-term unemployed who have exhausted UI benefits, and persons

- Iowa establishments shed 900 jobs in January. This was the third consecutive drop for the state.
- Manufacturing lost 800 jobs this month due to cutbacks in nondurable goods factories. This super sector is now down 1,300 jobs annually.
- Transportation and warehousing pared 900 jobs in January following a loss of 700 jobs in December.
- Construction added 800 jobs and is now up 2,000 over the last two months.
- Financial activities posted its first increase since August by adding 500 jobs. This sector is nearly even with last year's mark as credit intermediation losses have been offset by expansion in the insurance industry.
- Leisure and hospitality edged down 600 jobs in January yet remains up 1,800 jobs annually.
- Over the past twelve months, Iowa establishments have shed 6,400 jobs. Retail trade and administrative support and waste management have each shed 2,700 jobs.
- U.S. total nonfarm employment advanced by 273,000 jobs in January.

## Iowa Total Nonfarm Employment January 2019 - January 2020



Source: Labor Market Information (LMI) Division, Iowa Workforce Development and the Bureau of Labor Statistics (BLS) unless otherwise noted. (Reference: January 2020)