

Status of the Iowa Workforce and Economy

Upcoming 2020 News Release Schedule

Reference Month	Statewide News Release	Local Area News Release
Jan	Mar 16	Mar 16
Feb	Mar 27	Mar 31
Mar	Apr 17	Apr 21
Apr	May 22	May 27
May	Jun 19	Jun 23
Jun	Jul 17	Jul 21
Jul	Aug 21	Aug 25
Aug	Sep 18	Sep 22
Sep	Oct 20	Oct 20
Oct	Nov 20	Nov 24
Nov	Dec 18	Dec 22
Dec	Jan 26	Jan 26

Iowa Nonfarm Employment Seasonally Adjusted

Year	Month	Iowa Statewide Employment	Leisure & Hospitality Employment
2019	Dec	1,585,400	147,500
2020	Jan	1,585,000	146,500
	Feb	1,581,300	146,300
	Mar	1,572,400	142,200
	Apr	1,395,500	71,400
	May	1,414,600	84,800
	Jun	1,459,300	104,200
Jul	1,488,600	112,800	

Iowa Workforce Development

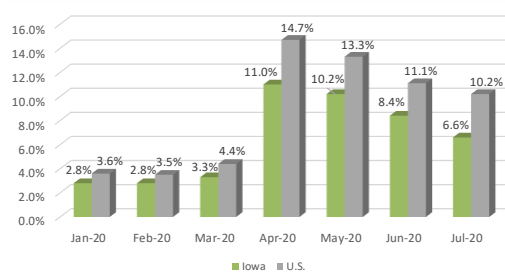
Information Prepared by the Labor Market Information Division

1000 East Grand Avenue
Des Moines, Iowa 50319-0209

Phone: 515-242-5862
Fax: 515-281-8203

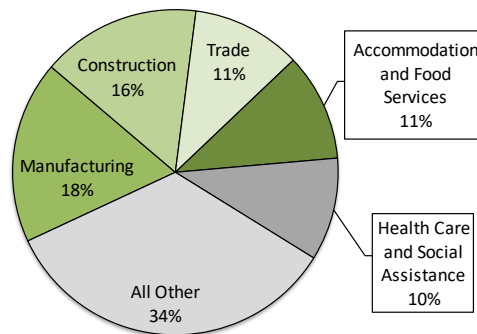
Donna Burkett, Bureau Chief
Iowa Workforce Development

Iowa and U.S. Unemployment Rates - 2020



- Iowa's unemployment rate dropped to 6.6 percent in July. The state's jobless rate was 2.7 percent one year ago.
- The state's total unemployment level declined to 107,300 in July from 137,700 in June.
- The U.S. unemployment rate fell to 10.2 percent in July.

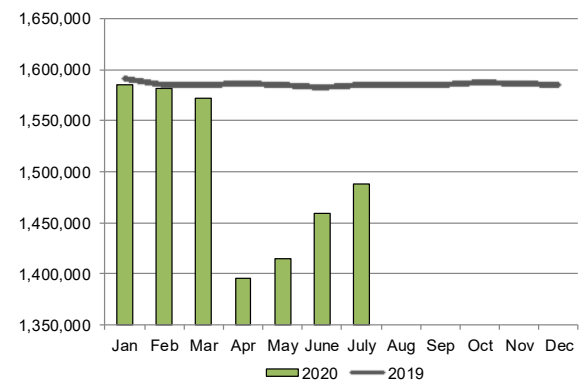
Regular Unemployment Insurance Benefits by Industry July 2019 through June 2020



- Manufacturing and construction normally have the largest share of UI benefits. The most recent fiscal year was no exception.
- The accommodations and food services sector and the health care and social assistance sector both increased their share of UI benefits paid. This increase was due to pandemic related layoffs in the last quarter of the fiscal year.

- Total nonfarm employment gained 29,300 jobs in July following an increase of 44,700 in June. Both gains were heavily fueled by eating and drinking establishments.
- Leisure and hospitality rose by 8,600 jobs and is now up 41,400 jobs over the last three months. This super sector pared 70,800 jobs in April.
- Professional and business services advanced by 4,600. These gains were nearly even in both white and blue collar fields.
- Health care and social assistance grew by 3,900 jobs as clinics and social services restarted non-critical services after closing in April.
- Nondurable goods manufacturing added 2,200 jobs in July and is now nearly even with pre-coronavirus level.
- Construction trimmed 400 jobs in July following a loss of 1,800 in June. This sector has pared employment in five of the last six months.
- Iowa establishments now trail last year's mark by 97,200 jobs. Leisure and hospitality alone is down 31,700 jobs, however it has recovered half of the quarantine losses over the past three months.

Total Nonfarm Employment 2020 versus 2019



Source: Labor Market Information (LMI) Division, Iowa Workforce Development and the Bureau of Labor Statistics (BLS) unless otherwise noted. (Reference: July 2020)